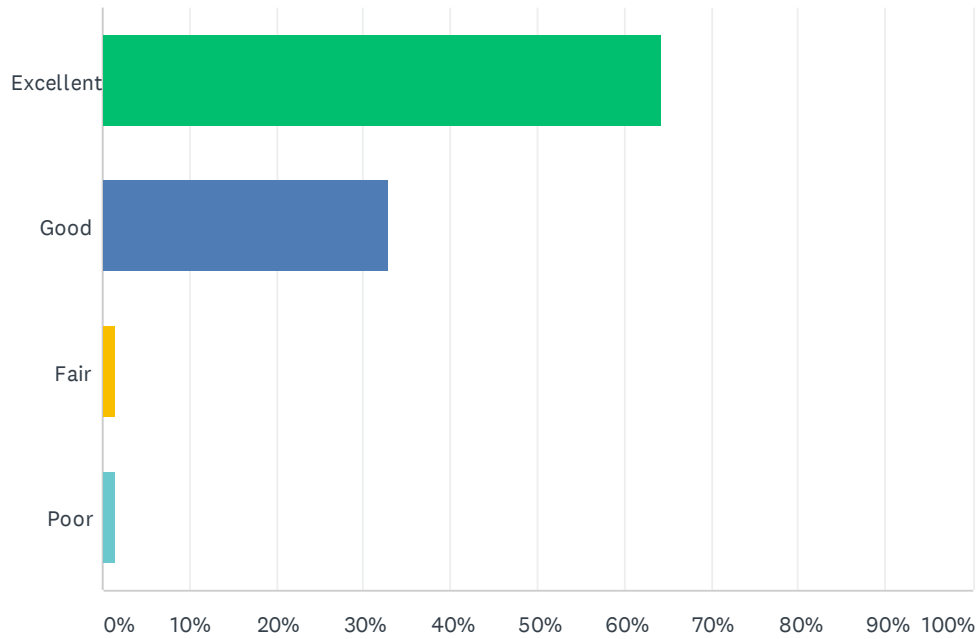


Q1 Overall, how would you rate the program or services you received?

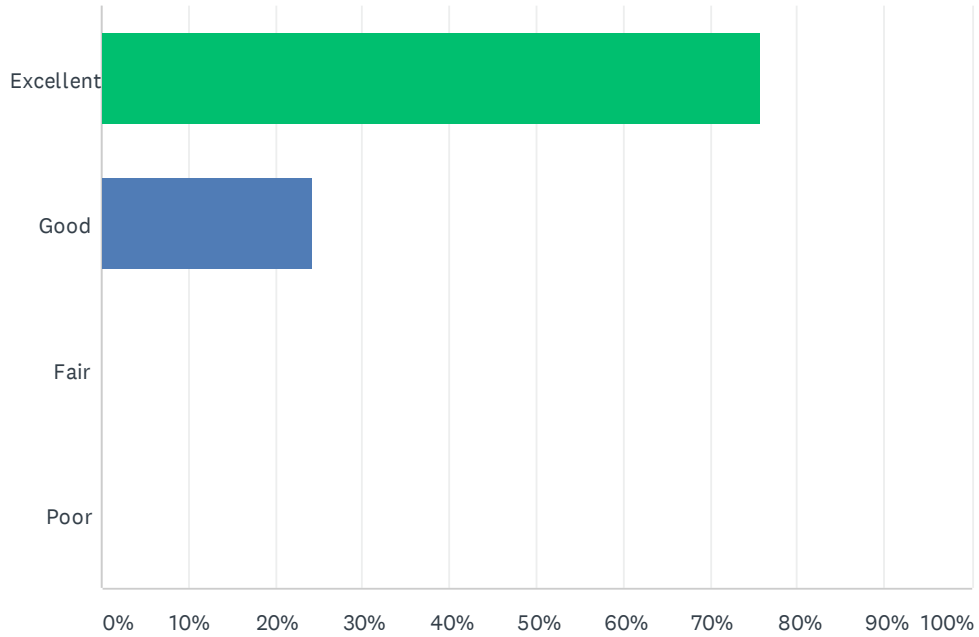
Answered: 70 Skipped: 0



ANSWER CHOICES	RESPONSES	
Excellent	64.29%	45
Good	32.86%	23
Fair	1.43%	1
Poor	1.43%	1
TOTAL		70

Q2 How would you rate the way staff treated you?

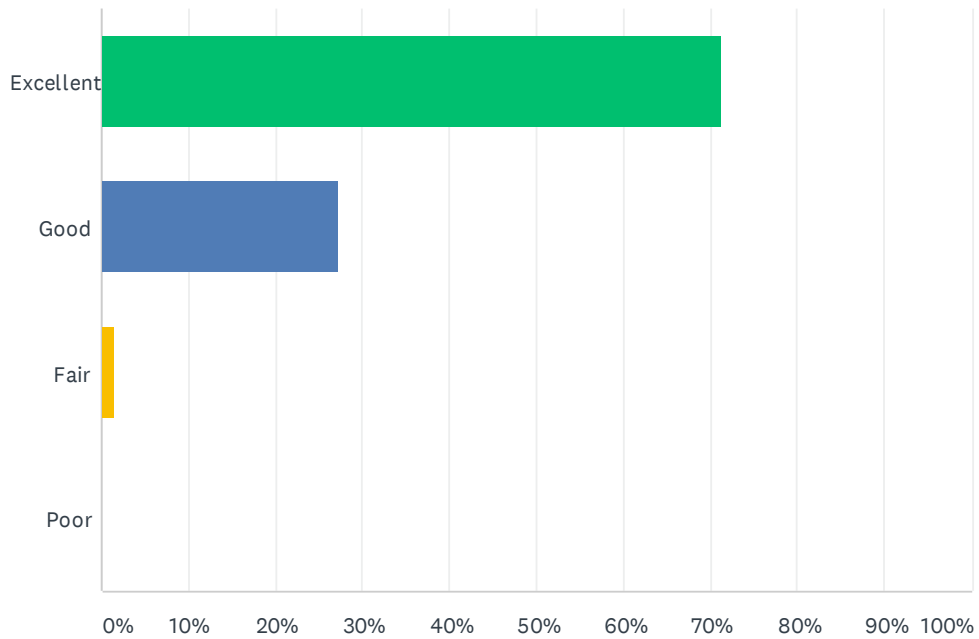
Answered: 70 Skipped: 0



ANSWER CHOICES	RESPONSES	
Excellent	75.71%	53
Good	24.29%	17
Fair	0.00%	0
Poor	0.00%	0
TOTAL		70

Q3 How would you rate the reliability of the program staff in doing what they said they would do?

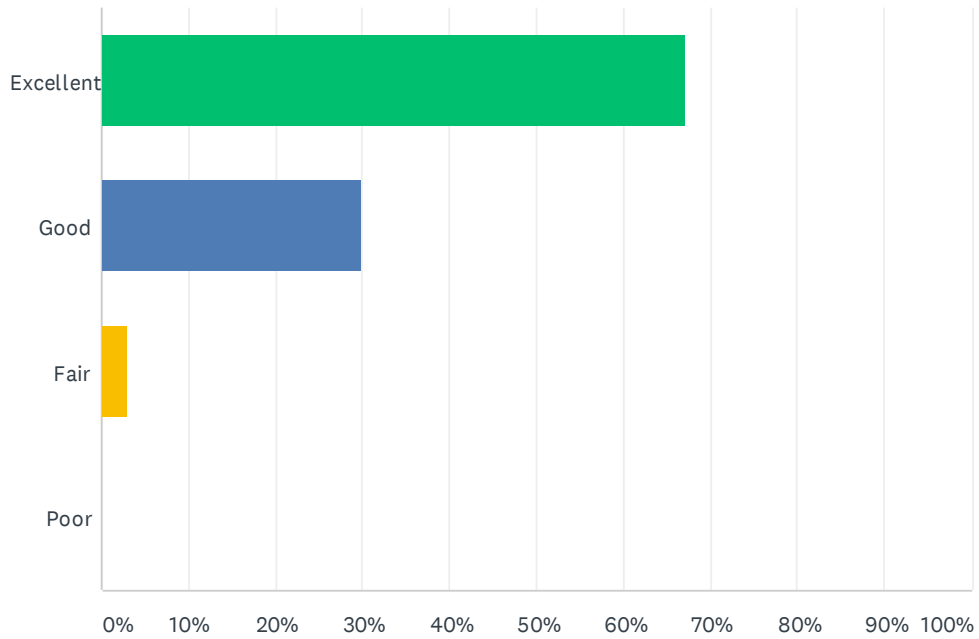
Answered: 70 Skipped: 0



ANSWER CHOICES	RESPONSES	
Excellent	71.43%	50
Good	27.14%	19
Fair	1.43%	1
Poor	0.00%	0
TOTAL		70

Q4 How would you rate the timeliness in responding to you or your issue?

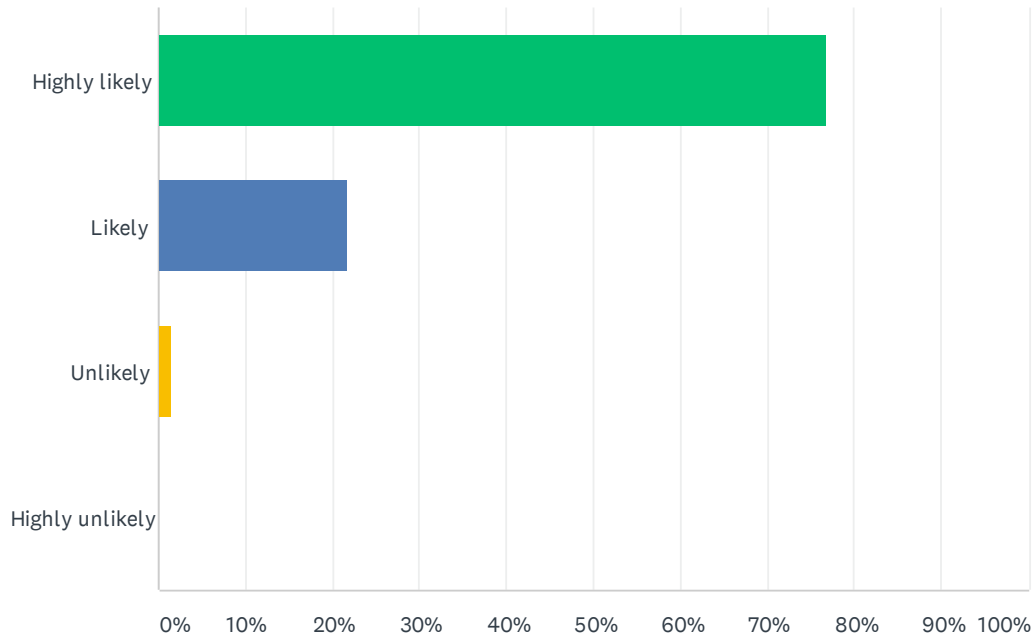
Answered: 70 Skipped: 0



ANSWER CHOICES	RESPONSES	
Excellent	67.14%	47
Good	30.00%	21
Fair	2.86%	2
Poor	0.00%	0
TOTAL		70

Q5 If you had a friend or family member in need of the same or similar service you received, how likely would you recommend the program or service?

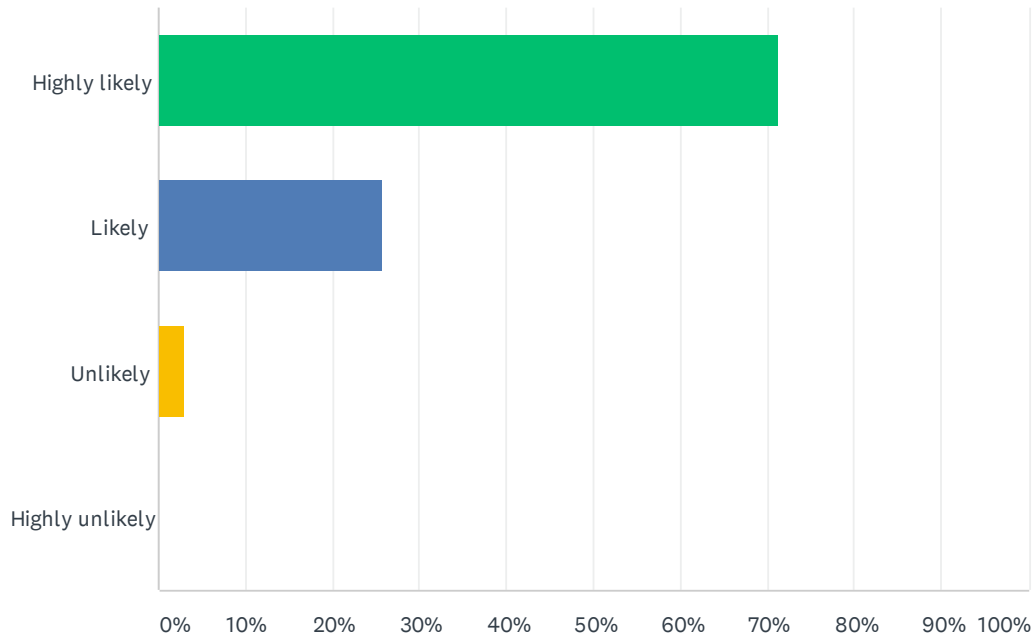
Answered: 69 Skipped: 1



ANSWER CHOICES	RESPONSES	
Highly likely	76.81%	53
Likely	21.74%	15
Unlikely	1.45%	1
Highly unlikely	0.00%	0
TOTAL		69

Q6 How likely are you to seek services from our agency again?

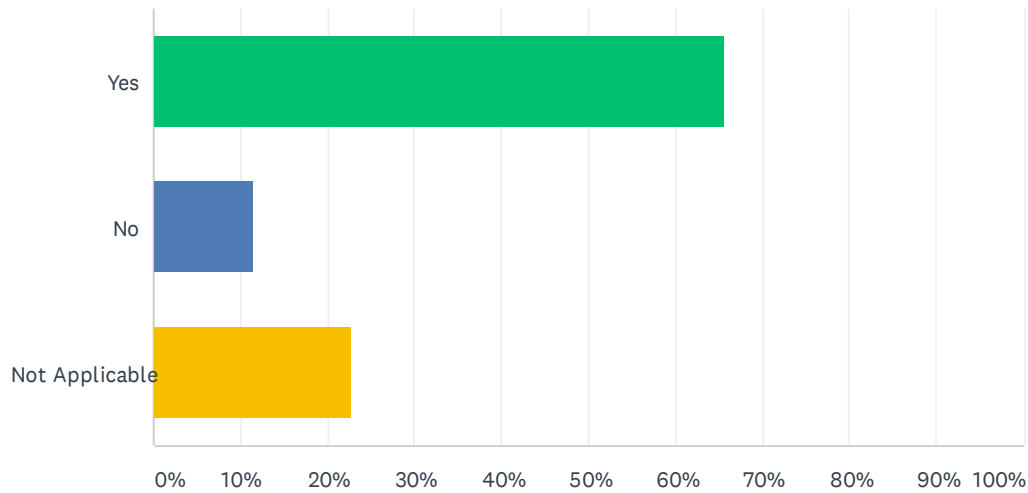
Answered: 70 Skipped: 0



ANSWER CHOICES	RESPONSES	
Highly likely	71.43%	50
Likely	25.71%	18
Unlikely	2.86%	2
Highly unlikely	0.00%	0
TOTAL		70

Q7 Were you informed of other programs in our agency that you might be interested in or for which you qualify?

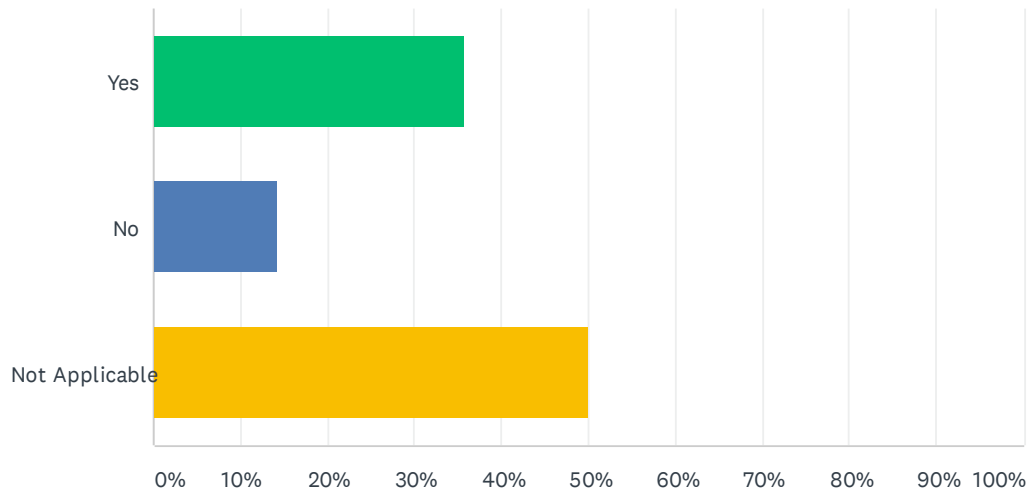
Answered: 70 Skipped: 0



ANSWER CHOICES	RESPONSES	
Yes	65.71%	46
No	11.43%	8
Not Applicable	22.86%	16
TOTAL		70

Q8 If the services you requested were not available through our agency, were you referred to another agency or resource?

Answered: 70 Skipped: 0



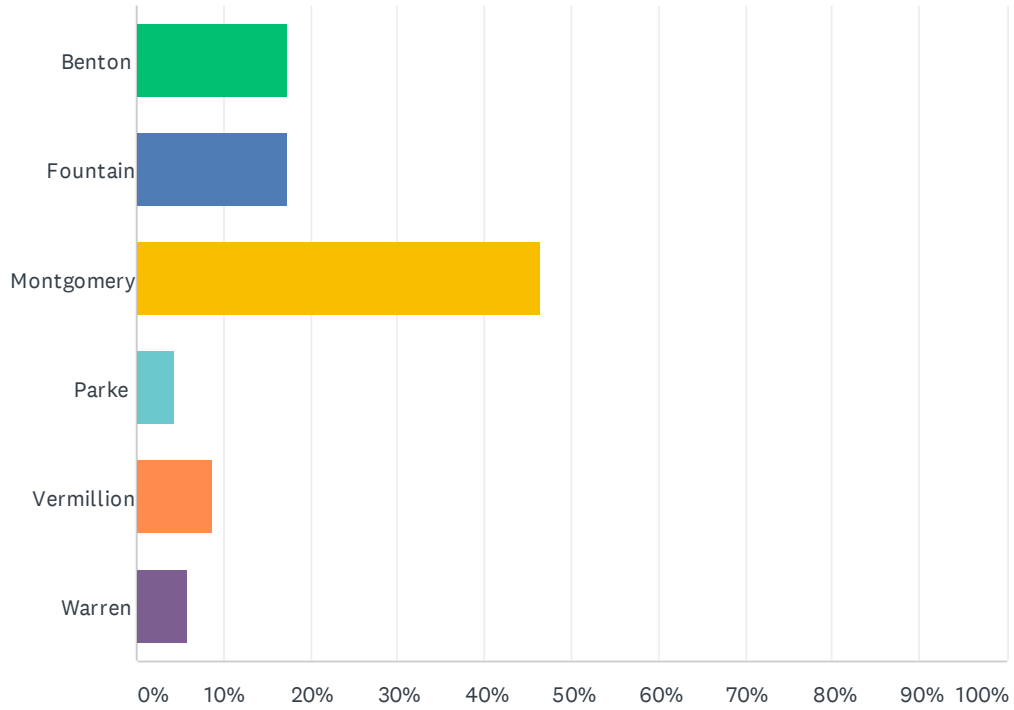
ANSWER CHOICES	RESPONSES	
Yes	35.71%	25
No	14.29%	10
Not Applicable	50.00%	35
TOTAL		70

Q9 Please provide any additional comments about your experience you would like to share.

Answered: 13 Skipped: 57

Q10 Which county did you receive services?

Answered: 69 Skipped: 1



ANSWER CHOICES	RESPONSES
Benton	17.39% 12
Fountain	17.39% 12
Montgomery	46.38% 32
Parke	4.35% 3
Vermillion	8.70% 6
Warren	5.80% 4
TOTAL	69

Q11 Would you like for us to contact you?

Answered: 16 Skipped: 54

ANSWER CHOICES	RESPONSES	
Name	0.00%	0
Company	0.00%	0
Address	0.00%	0
Address 2	0.00%	0
City/Town	0.00%	0
State/Province	0.00%	0
ZIP/Postal Code	0.00%	0
Country	0.00%	0
Email Address	81.25%	13
Phone Number	93.75%	15